


# BY THE NUMBERS

OUR DAILY BREAD'S IMPACT 2019



**143,835**  
TOTAL MEALS SERVED  
INCLUDING  
**28,362**  
SECOND HELPINGS

**570**  
AVERAGE # OF  
MEALS SERVED  
EACH DAY



**30,468**  
LUNCHES TO-GO  
**25,389**  
OUR DAILY SHARE  
TO OTHER AGENCIES




**112,468**  
CUPS OF COFFEE



**100%**  
OF FOOD SERVED  
WAS DONATED OR RESCUED

**174,057**  
POUNDS DONATED  
& RESCUED FOOD



**\$372,113**  
VALUE OF DONATED  
& RESCUED FOOD



**318**  
BIRTHDAY CAKES &  
GIFT BAGS GIVEN  
TO OUR GUESTS




2 SOCIAL WORKERS  
PROVIDED SOCIAL  
SERVICES TO  
**1,149**  
INDIVIDUALS

**6,298**  
SOUP KITCHEN VOLUNTEER  
SHIFTS TOTALING  
**15,503**  
VOLUNTEER HOURS




**356**  
GROCERY BAGS GIVEN TO  
**28**  
KIDS CLUB FAMILIES

**498**  
INDIVIDUALS RECEIVED  
FINANCIAL ASSISTANCE



**332**  
SERVICE HOURS  
COMPLETED BY  
**47**  
KIDS CLUB  
VOLUNTEERS



ESTD  1985

**OUR DAILY BREAD**  
SOUP KITCHEN & SOCIAL CENTER